



Name \_\_\_\_\_

### Stages of Mitosis


A. Label each stage with the proper name using the choices provided below:  
Anaphase, Prophase, Interphase, Telophase, Metaphase, Daughter cells



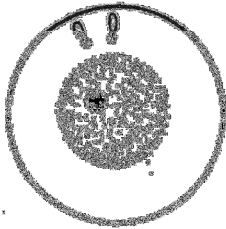
\_\_\_\_\_



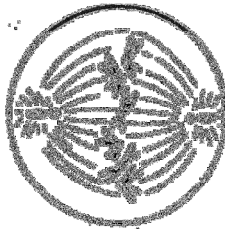
\_\_\_\_\_



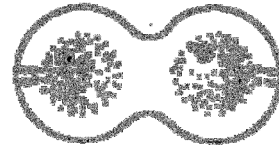
\_\_\_\_\_



\_\_\_\_\_




\_\_\_\_\_




\_\_\_\_\_


B. Number the following six diagrams in the proper order, starting with interphase.



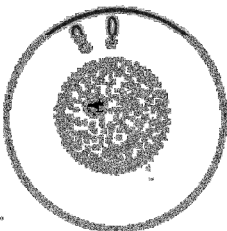
\_\_\_\_\_



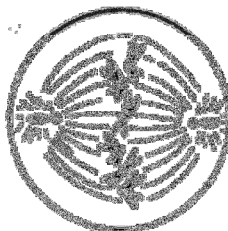
\_\_\_\_\_



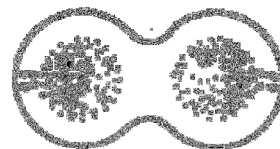
\_\_\_\_\_



\_\_\_\_\_



\_\_\_\_\_

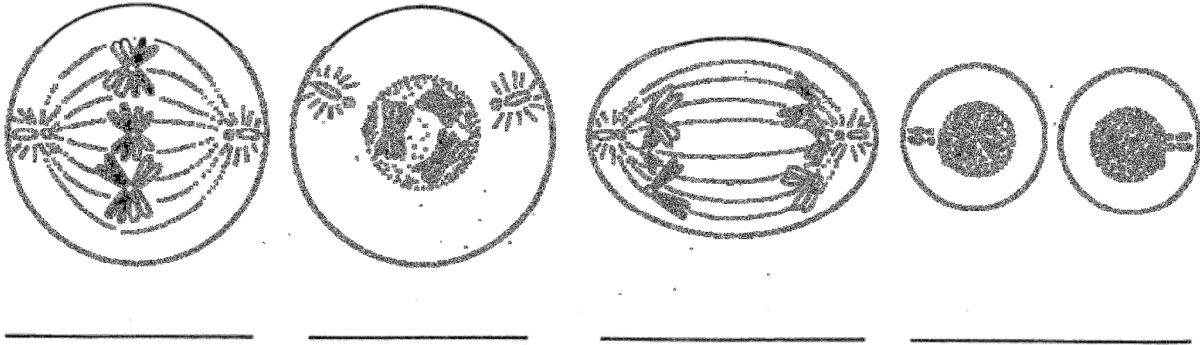


\_\_\_\_\_

Name \_\_\_\_\_

### Stages of Meiosis

C. Label each phase of meiosis correctly as  
Prophase I, Metaphase I, Anaphase I, or Telophase I.



D. Label each phase of meiosis correctly as  
Prophase II, Metaphase II, Anaphase II, or Telophase II.

